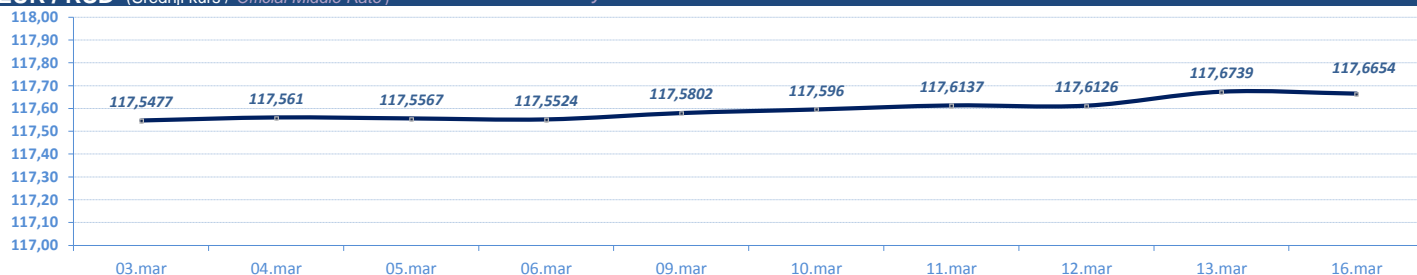


VESTI / NEWS

- ▶ **SREDNJI KURS EUR/RSD**: Dinar bez značajnije promene, srednji kurs **117,6654**. Obim međubankarske trgovine evrom na dan 13. mart do 12:30h iznosio je 41,9 miliona evra.
- ▶ **BEOGRADSKA BERZA**: Indeksi zabeležili pad vrednosti, BELEX15 niži za 1,64 odsto, BELEXline za 1,66 odsto. Promet manji u odnosu na prethodni dan, na regulisanom tržištu najviše trgovano akcijama NIS-a, Metalca, Messer Tehnogasa, Komercijalne banke i Impol Sevala.

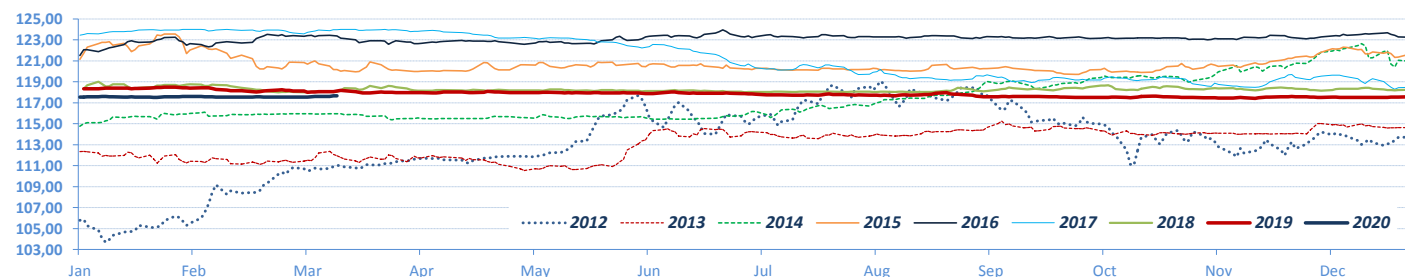
DEVIZNO TRŽIŠTE / FX MARKET

EUR / RSD (Srednji kurs / Official Middle Rate) ▶ 10 dana / 10 days

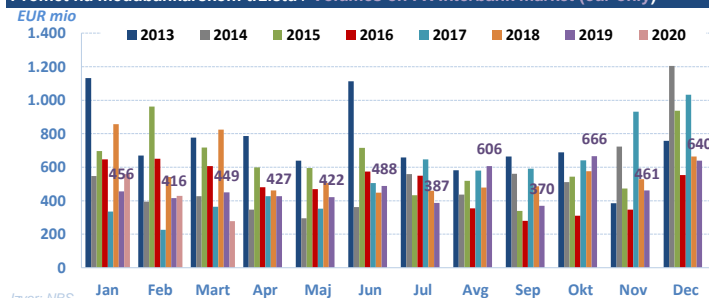


Izvor/Source: NBS

EUR / RSD (Srednji kurs/ Official middle rate) ▶ Jan -

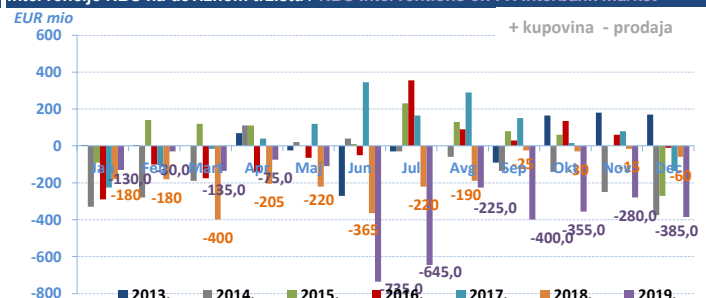


Promet na međubankarskom tržištu / Volumes on FX Interbank market (eur only)

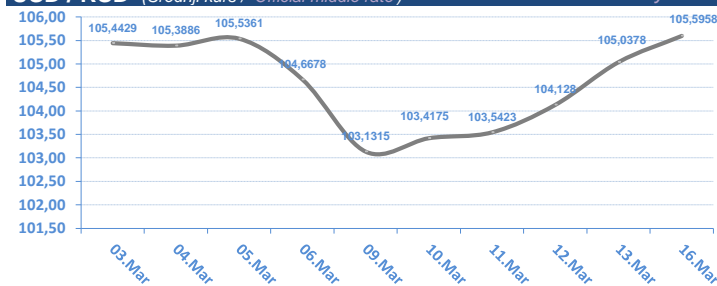


Izvor: NBS

Intervencije NBS na deviznom tržištu / NBS Interventions on FX interbank market

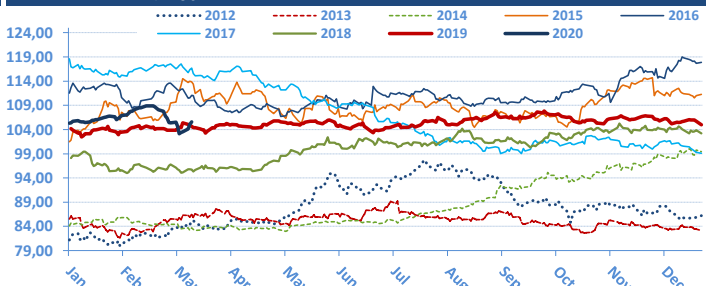


USD / RSD (Srednji kurs / Official middle rate) ▶ 10 dana / 10 days



Izvor: NBS

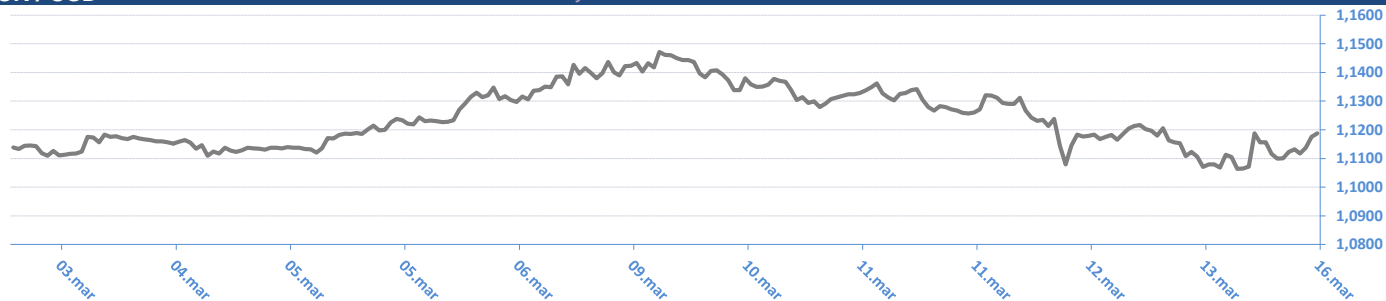
▶ Jan -



Monthly change	EUR/RSD	%	USD/RSD	%	Yearly change	EUR/RSD	%	USD/RSD	%
02.03.20	117,5395	-0,05%	106,3898	1,03%	16.03.20	117,6654	-0,57%	105,5958	1,35%
03.01.20	117,5967	0,03%	105,3073	-1,30%	03.01.20	117,5967	-0,63%	105,3073	1,08%
02.12.19	117,5665	0,04%	106,6943	1,33%	03.01.19	118,3439	0,00%	104,1851	6,16%
01.11.19	117,5235	0,01%	105,2889	-2,38%	03.01.18	118,3431	-4,14%	98,1367	-17,25%
01.10.19	117,5135	-0,17%	107,8600	0,70%	04.01.17	123,4512	1,59%	118,6004	6,34%
02.09.19	117,7193	-0,02%	107,1149	0,55%	04.01.16	121,5145	0,30%	111,5324	9,90%
01.08.19	117,7449	-0,12%	106,5275	2,44%	05.01.15	121,1543	5,58%	101,4863	20,72%
01.07.19	117,8875	-0,04%	103,9939	-1,42%	03.01.14	114,7559	2,14%	84,0641	-1,67%
03.06.19	117,9288	-0,03%	105,4914	-0,08%	03.01.13	112,3495	6,20%	85,4889	5,32%
03.05.19	117,9626	-0,01%	105,5783	0,57%	04.01.12	105,7880	-0,21%	81,1693	2,16%
01.04.19	117,9759	-0,13%	104,9794	1,06%	04.01.11	106,0156	10,47%	79,4541	18,48%
01.03.19	118,1291	-0,25%	103,8772	0,32%	04.01.10	95,9679	7,17%	67,0635	4,25%
01.02.19	118,4266		103,5469		05.01.09	89,5436		64,3273	

EUR / USD

► 10 dana / 10 days

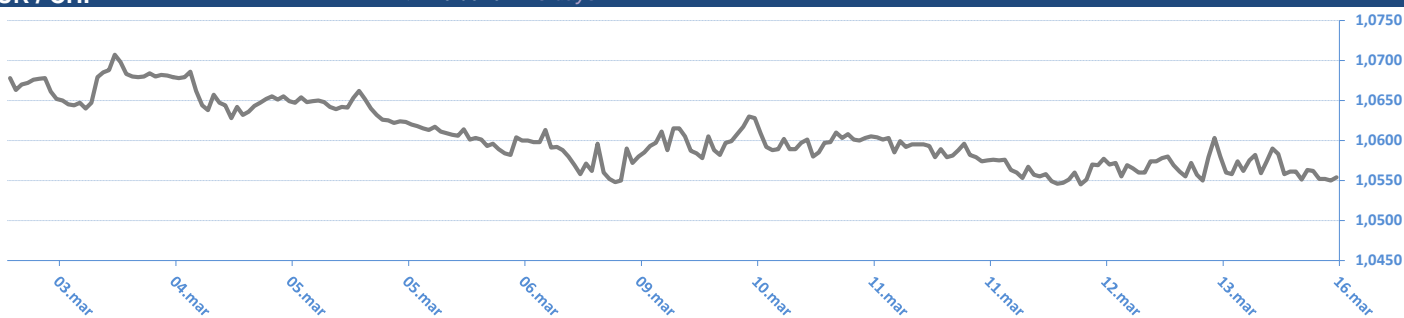


EUR / USD



EUR / CHF

► 10 dana / 10 days



EUR / CHF



Izvor / Source: Reuters

16.03.2020 09:11:44

EUR / XX

Valutni par / CCY pair	Kupovni/BID	Prodajni/ASK
EUR/USD	1,1189	1,1192
EUR/JPY	119,3000	119,3400
EUR/GBP	0,9058	0,9062
EUR/CHF	1,0555	1,0560
EUR/DKK	7,4726	7,4734
EUR/NOK	11,3250	11,3280
EUR/SEK	10,7888	10,7971
EUR/CAD	1,5505	1,5510
EUR/AUD	1,8145	1,8148
EUR/HUF	340,0000	340,2000
EUR/CZK	26,5590	26,6450
EUR/PLN	4,3946	4,3963
EUR/HRK	7,5805	7,5915
EUR/RUB	83,2901	83,3156
EUR/NZD	1,8548	1,8553

USD / XX

Valutni par / CCY pair	Kupovni/BID	Prodajni/ASK
USD/EUR	0,8935	0,8935
USD/JPY	106,5800	106,6100
USD/GBP	0,8093	0,8095
USD/CHF	0,9431	0,9435
USD/DKK	6,6765	6,6775
USD/NOK	10,1175	10,1205
USD/SEK	9,6420	9,6450
USD/CAD	1,3854	1,3858
USD/AUD	1,6207	1,6213
USD/HUF	303,9100	304,1100
USD/CZK	23,7700	23,7800
USD/SKK	21,5460	21,6000
USD/PLN	3,9264	3,9288
USD/HRK	6,7730	6,7843
USD/RUB	74,4040	74,4690
USD/NZD	1,6570	1,6581

* Međunarodno devizno međubankarsko tržište / International FX Interbank Market

Izvor / Source: Reuters

EURIBOR

SW	-0,527
1M	-0,480
3M	-0,428
6M	-0,397
1Y	-0,287

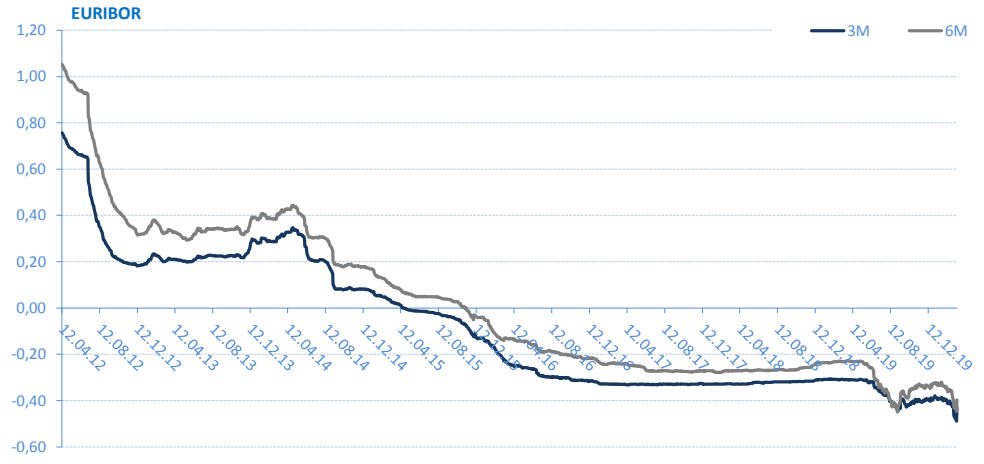
* Izvor: Reuters; Objavljeno prethodnog radnog dana

Kamatne stope Centralnih Banaka

Interest rates of Central banks

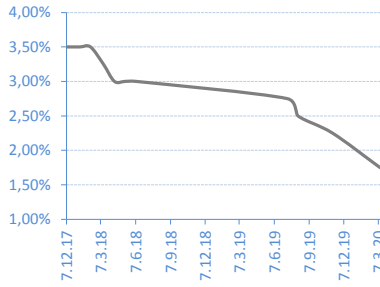
CB	Kamatna stopa / Interest rate
USD	0,25
EUR	0,00
GBP	0,25
CAD	0,75
AUD	0,50
JPY	0,10

* Izvor: Reuters; Objavljeno prethodnog radnog dana



REFERENTNA KAMATNA STOPA NBS / NBS Key Policy Rates

Date	Rate	Change (%)
11.03.20	1,75%	-22,22%
07.11.19	2,25%	-10,00%
08.08.19	2,50%	-9,09%
11.07.19	2,75%	-8,33%
08.06.18	3,00%	0,00%
10.05.18	3,00%	0,00%
12.04.18	3,00%	-7,69%
14.03.18	3,25%	-7,14%
08.02.18	3,50%	0,00%
11.01.18	3,50%	



* Izvor/Source : NBS

BEONIA

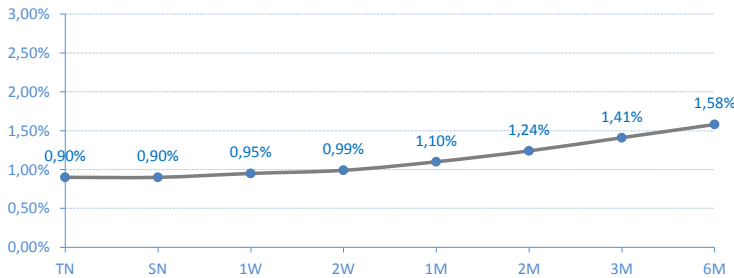
Date	Rate	Change (%)
13.03.20	0,86%	0,00%
12.03.20	0,86%	-14,85%
11.03.20	1,01%	0,00%
10.03.20	1,01%	0,00%
09.03.20	1,01%	0,00%
06.03.20	1,01%	-1,94%
05.03.20	1,03%	-0,96%
03.03.20	1,04%	0,00%
02.03.20	1,04%	0,00%
28.02.20	1,04%	



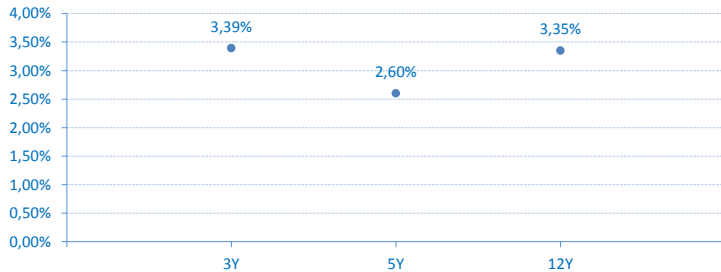
* Izvor/Source : Reuters; Objavljeno prethodnog radnog dana / Published on previous working day

Kamatne stope/Prinos na tržištu / Market Interest Rates

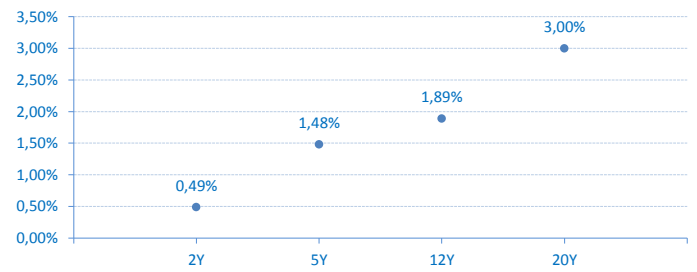
Belibor



Državne HOV Republike Srbije u Euvrima - prinosi sa poslednje aukcije
Government bonds (EUR) of Republic of Serbia - yield on last primary auction



Državne HOV Republike Srbije u Dinarima - prinosi sa poslednje aukcije
Government bonds (RSD) of Republic of Serbia - yield on last primary auction



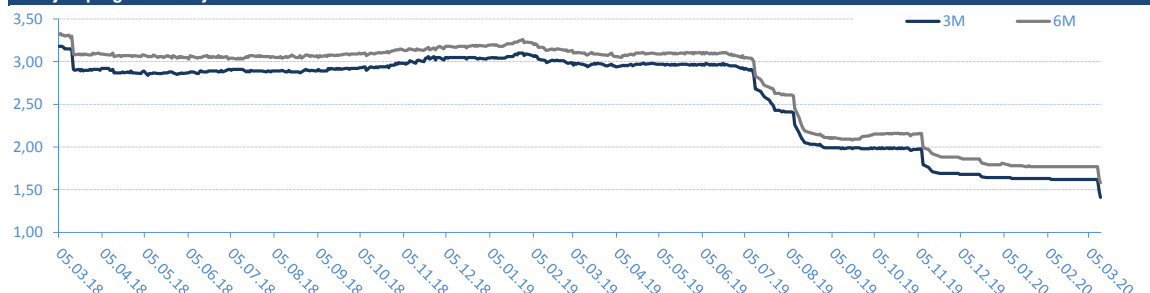
BELIBOR

Trenutne stope / Current rates

TN	0,90%
SN	0,90%
1W	0,95%
2W	0,99%
1M	1,10%
2M	1,24%
3M	1,41%
6M	1,58%

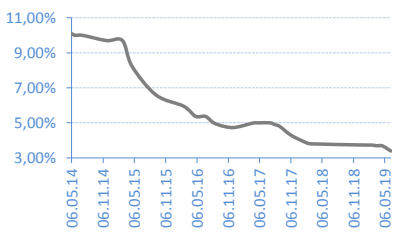
* Izvor/Source : Reuters; Objavljeno prethodnog radnog dana / Published on previous working day

Istorijski pregled kretanja 6M i 3M Belibor-a / Historical overview of 6M and 3M Belibor rates



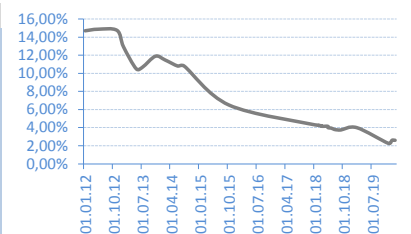
G-BONDS 3Y - RSD

Date	Rate	Realisation
11.06.19	3,39%	62,60%
23.04.19	3,68%	88,70%
19.03.19	3,69%	112,71%
20.02.19	3,73%	120,53%
15.01.19	3,73%	60,94%
28.02.18	3,80%	100,00%
30.01.18	3,88%	34,77%
06.11.17	4,29%	97,97%



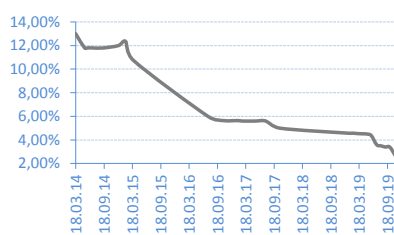
G-BONDS 5Y - RSD

Date	Rate	Realisation
04.02.20	2,60%	74,16%
28.01.20	2,60%	122,78%
10.12.19	2,25%	74,90%
05.02.19	4,00%	105,83%
11.09.18	3,74%	98,60%
14.08.18	3,75%	65,62%
17.07.18	3,80%	40,58%
05.06.18	3,95%	35,67%



G-BONDS 7Y - RSD

Date	Rate	Realisation
05.11.19	2,69%	100,00%
01.10.19	3,40%	247,35%
03.09.19	3,40%	51,86%
06.08.19	3,50%	47,86%
09.07.19	3,59%	153,64%
04.06.19	4,37%	267,04%
07.05.19	4,50%	134,27%
10.04.19	4,52%	75,42%

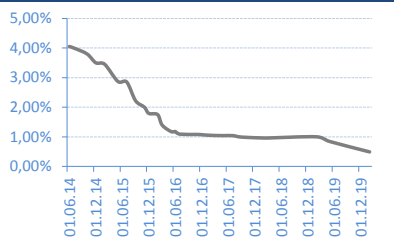


G-BONDS 12Y - RSD

Date	Rate	Realisation
10.03.20	3,35%	143,11%
18.02.20	3,40%	275,77%

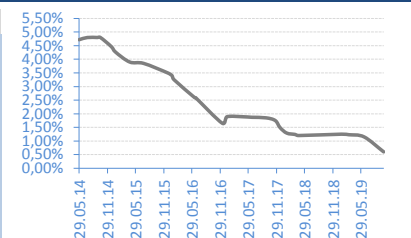
G-BONDS 2Y - EUR

Date	Rate	Realisation
12.02.20	0,49%	59,86%
27.05.19	0,84%	148,40%
19.02.19	1,00%	142,00%
22.03.18	0,96%	25,62%
01.02.18	0,96%	52,00%
14.09.17	0,99%	53,60%
12.07.17	1,04%	16,80%
23.05.17	1,04%	99,00%



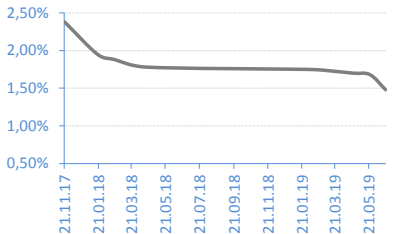
G-BONDS 3Y - EUR

Date	Rate	Realisation
23.10.19	0,60%	100,00%
18.06.19	1,15%	59,14%
12.03.19	1,23%	50,04%
23.01.19	1,25%	32,10%
20.04.18	1,20%	35,96%
28.03.18	1,24%	99,29%
02.02.18	1,29%	100,00%
21.12.17	1,49%	100,00%



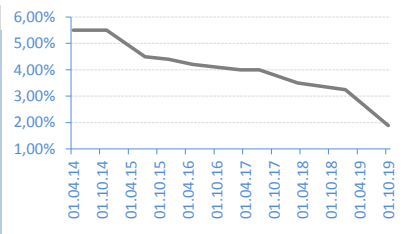
G-BONDS 5Y - EUR

Date	Rate	Realisation
20.06.19	1,48%	47,86%
23.05.19	1,68%	77,32%
22.04.19	1,70%	19,90%
27.02.19	1,74%	37,84%
29.01.19	1,75%	41,25%
16.04.18	1,78%	52,41%
19.02.18	1,88%	79,99%
19.01.18	1,95%	80,28%



G-BONDS 10Y - EUR

Date	Rate	Realisation
09.10.19	1,89%	100,00%
16.01.19	3,25%	139,40%
26.03.18	3,50%	86,85%
13.07.17	4,00%	42,95%
15.03.17	4,00%	65,60%
25.05.16	4,20%	96,00%
04.12.15	4,40%	100,00%
28.07.15	4,50%	76,77%



G-BONDS 12Y - EUR

Date	Rate	Realisation
26.02.20	1,89%	105,47%

G-BONDS 20Y - EUR

Date	Rate	Realisation
29.01.20	3,00%	150,00%

AKCIJE / Shares - REGULISANO TRŽIŠTE / REGULATED MARKET

Najtrgovanije HOV / Most Active

	Symbol	Closing price	% Change	Open	Max	Min	No of Trades	Volume	Volume RSD
NIS a.d. Novi Sad	NIIS	601	-1,96%	572	618	572	108	24.988	14.979.518
Metalac a.d. Gornji Milanovac	MTLC	1.802	-7,64%	1.890	1.890	1.800	6	3.126	5.633.590
Messer Tehnogas a.d. Beograd	TGAS	12.851	-1,31%	13.000	13.000	12.050	3	143	1.837.650
Komercijalna banka a.d. Beograd	KMBN	2.800	2,30%	2.800	2.800	2.800	2	500	1.400.000
Impol Seval a.d. Sevojino	IMPL	3.388	-2,89%	3.389	3.390	3.350	8	410	1.389.200

Dobitnici / Gainers

	Symbol	Closing price	% Change	Open	Max	Min	No of Trades	Volume	Volume RSD
Globos osiguranje a.d. Beograd	GLOS	442	10,50%	400	450	400	2	73	32.250
Komercijalna banka a.d. Beograd	KMBN	2.800	2,30%	2.800	2.800	2.800	2	500	1.400.000
Valjaonica bakra Sevojino a.d. Sevojino	VBSE	2.725	0,66%	2.725	2.725	2.725	1	13	35.425

Gubitnici / Decliners

	Symbol	Closing price	% Change	Open	Max	Min	No of Trades	Volume	Volume RSD
Metalac a.d. Gornji Milanovac	MTLC	1.802	-7,64%	1.890	1.890	1.800	6	3.126	5.633.590
Fintel energija a.d. , Beograd	FINT	581	-6,29%	600	600	580	2	105	61.000
Impol Seval a.d. Sevojino	IMPL	3.388	-2,89%	3.389	3.390	3.350	8	410	1.389.200
Aerodrom Nikola Tesla a.d. Beograd	AERO	983	-2,19%	870	1.000	870	16	648	621.460
NIS a.d. Novi Sad	NIIS	601	-1,96%	572	618	572	108	24.988	14.979.518

AKCIJE / SHARES - MTP

Najtrgovanije HOV / Most Active

	Symbol	Closing price	% Change	Bid (Volume)	Ask (Volume)	No of Trades	Volume	Volume RSD
Aquatus a.d. Beograd	AQUA	106	0,00%	106	106	106	1	5.157
Uniprom a.d. Novi Pazar	UNPR	500	0,00%	500	500	500	3	616
Min Div a.d. Svriljig	SVRL	650	-7,14%	650	650	650	2	513
Gosa FOM a.d. Smederevska Palanka	GFOM	351	-9,54%	351	350	351	3	200
Trgopromet a.d. Subotica	TRGOM	930	-2,11%	930	930	930	1	65

Dobitnici / Gainers

	Symbol	Closing price	% Change	Bid (Volume)	Ask (Volume)	No of Trades	Volume	Volume RSD
--	--------	---------------	----------	--------------	--------------	--------------	--------	------------

Gubitnici / Decliners

	Symbol	Closing price	% Change	Bid (Volume)	Ask (Volume)	No of Trades	Volume	Volume RSD
Gosa FOM a.d. Smederevska Palanka	GFOM	351	-9,54%	351	350	351	3	200
Min Div a.d. Svriljig	SVRL	650	-7,14%	650	650	650	2	513
Trgopromet a.d. Subotica	TRGOM	930	-2,11%	930	930	930	1	65

Kontakt / Contacts:

Srđan Tomašević

srđjan.tomasevic@erstebank.rs

Trgovanje / Trading

011/220 9116

Aleksandar Zarić

aleksandar.zaric@erstebank.rs

Prodaja / Sales

011/220 9198

Aleksandra Parčetić

aleksandra.parcetic@erstebank.rs

Brokersko poslovanje / Brokerage

011/220 9159

Vladimir Vulević

vladimir.vulevic@erstebank.rs

Podrška i Razvoj / Support and Development

011 / 201 50 50

Nenad Đurović

nenad.djurovic@erstebank.rs

Trgovanje / Trading

011/ 220 9115

Dušan Stević

dusan.stevic@erstebank.rs

Prodaja / Sales

011/220 9118

Goran Sladoje

goran.sladoje@erstebank.rs

Prodaja / Sales

011/ 220 9132

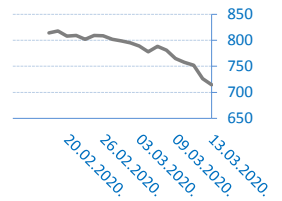
Izveštaj sačinio / Prepared by: Sektor sredstava / Treasury division

Informacije i cene iz ovog pregleda dobijene su iz izvora za koje verujemo da su pouzdani ali ne garantujemo njihovu tačnost i potpunost. Navedene informacije su važeće samo u trenutku njihovog sastavljanja a objavljuju se u ciju opšteg informisanja, pri čemu ne predstavljaju bilo kakav oblik investicionog saveta niti preporuke za investiranje niti na bilo koji način obavezuju Erste Bank ad Novi Sad u pogledu odgovornosti za štetu nastalu upotrebom informacija iz ovog pregleda.

The information and prices in this review are obtained from sources that we believe are reliable, but we do not guarantee their accuracy and completeness. The mentioned information is valid only at the time of their compilation and are published in the general information, whereby they do not represent any form of investment advice or recommendations for investing or in any way obligate Erste Bank ad Novi Sad in respect of liability for damages arising from the use of information referred to in of this review.

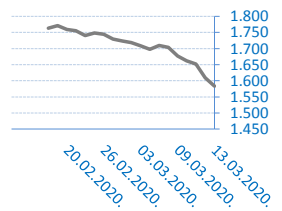
BELEX15

Vrednost / Value	714,24
Promena / Change	-11,93
%	-1,64%



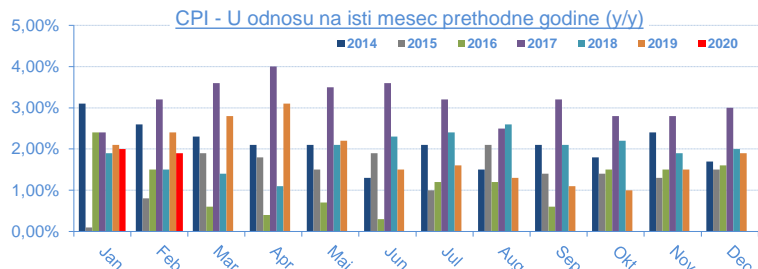
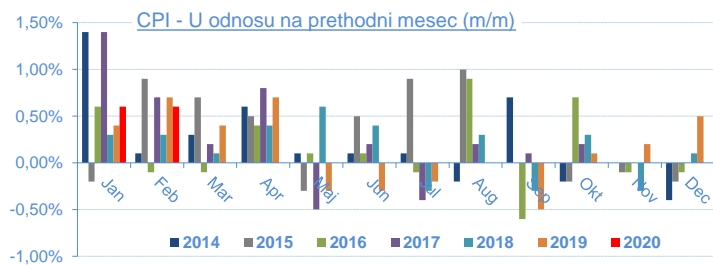
BELEXline

Vrednost / Value	1.582,94
Promena / Change	-26,69
%	-1,66%



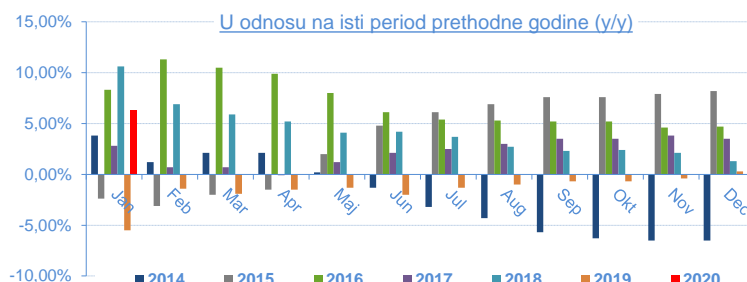
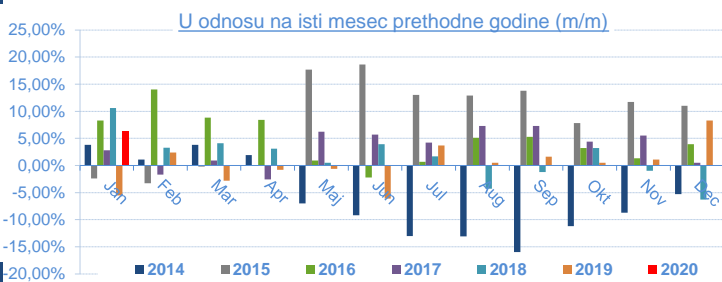
Indeks potrošačkih cena (Consumer Price Index - CPI) / 2020

	Jan	Feb	Mar	Apr	Maj	Jun	Jul	Aug	Sep	Okt	Nov	Dec
U odnosu na prethodni mesec (m/m)	0,60%	0,60%										
U odnosu na isti mesec 2019. (y/y)	2,00%	1,90%										
U odnosu na decembar 2019.	0,60%	1,20%										
Datum objavljivanja / Published date	21.02.20	12.03.20										



INDUSTRIJSKA PROIZVODNJA / Industrial production / 2020

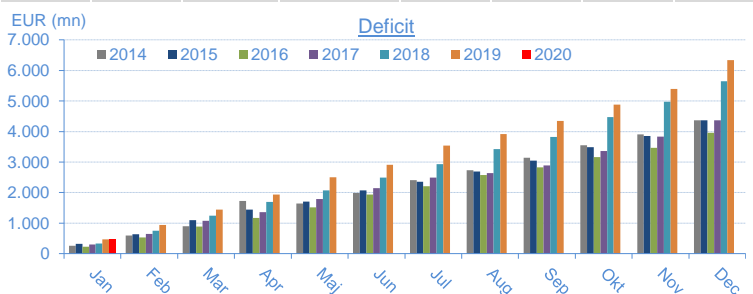
	Jan	Feb	Mar	Apr	Maj	Jun	Jul	Aug	Sep	Okt	Nov	Dec
U odnosu na isti mesec 2019 (m/m)	6,30%											
U odnosu na isti period 2019 (jan-...) (y/y)	6,30%											
U odnosu na prosek 2018	-6,50%											
Datum objavljivanja / Published date	28.02.20											



SPOLJNOTRGOVINSKA ROBNA RAZMENA / External Trade / 2020

* u eur mln

Mesec/Month	Jan	Feb	Mar	Apr	Maj	Jun	Jul	Aug	Sep	Okt	Nov	Dec
Ukupna spoljnotrg.razmena (Jan-...) / Total	3.153,70											
Promena / Yearly change	9,80%											
Vrednost izvoza (Jan-...) / Export	1.343,60											
Promena / Yearly change	12,40%											
Vrednost uvoza (Jan-...) / Import	1.810,10											
Promena / Yearly change	7,90%											
Deficit (jan-...)	466,50											
Promena / Yearly change	-3,00%											
Pokrivenost uvoza izvozom (Export/Import ratio)	74,30%											
Datum objavljivanja / Published date	12.03.20											



BUDŽETSKI BALANS / Budget balance

* u rsd mln

Budžetski balans u 2019.	12.752,10
January 2020	12.144,82
February 2020	
March 2020	
April 2020	
May 2020	
June 2020	
July 2020	
August 2020	
September 2020	
October 2020	
November 2020	
December 2020	
Budžetski balans u 2020. / Total 2020	12.144,82
Planirani deficit u 2020. / Planned	-3.897,80
Ostvarenje plana / Realisation	
Datum ažuriranja / Published date	06.03.20

